





**ALL THE ESSENTIAL
SUTURE TOOLS IN
ONE PACKAGE**

**Scalpel
Handle
5(inch)**



**Dressing
Forcep
5.5(inch)**



**Tooth
Forcep
5.5(inch)**

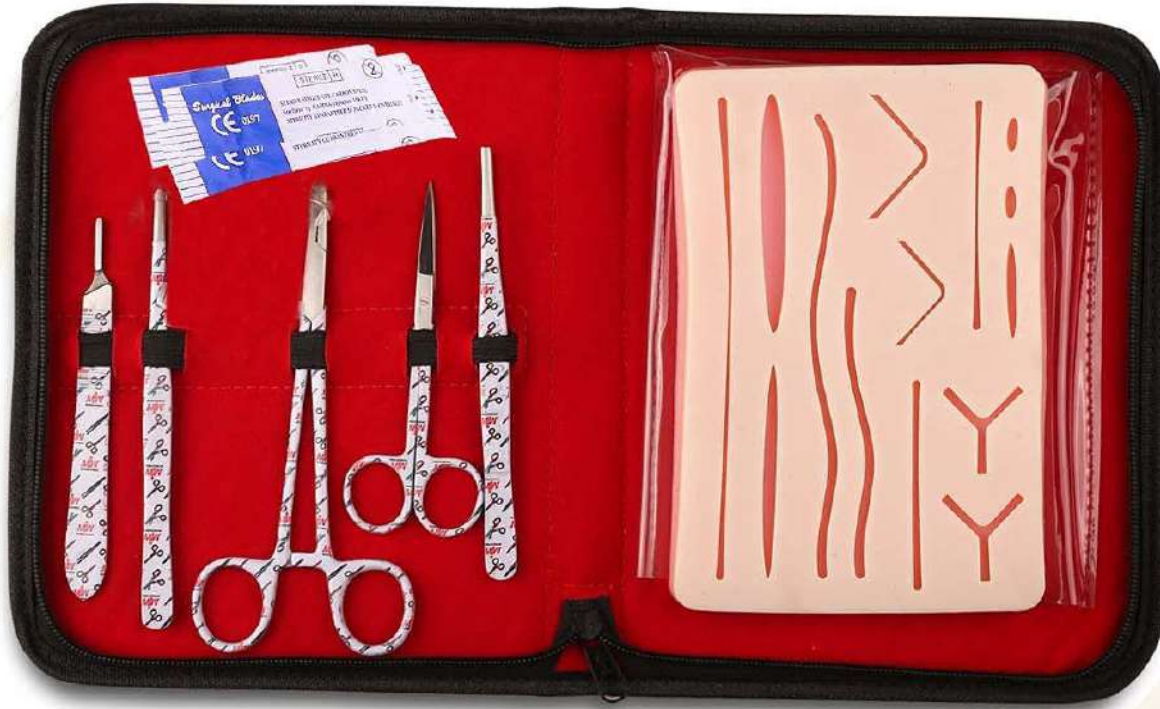


**Needle
Holder
6(inch)**




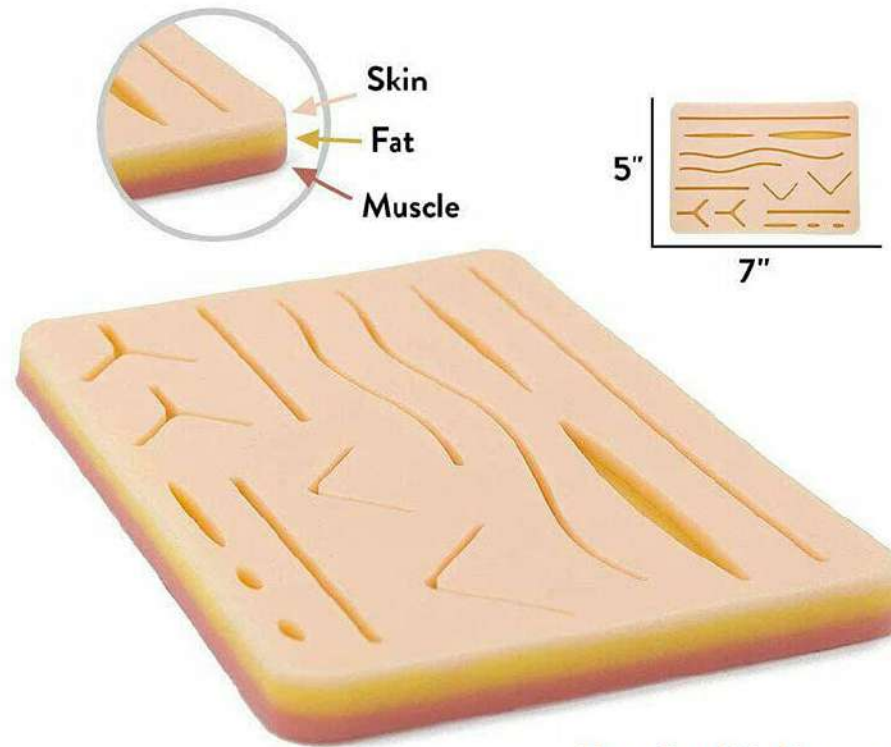
**Iris
Scissor
4.5(inch)**











Technical Specifications:

•**18x13cm**- Over 300 square centimetres pad surface with a variety of pre-cut wounds to make professional suture practicing

•**12mm Thick**- that gives you the opportunity to practice deep-layer suturing, quality built-in mesh on the superficial layer that ensures 100% protection against ripping or tearing during deep wound practicing

•**3- Layers**- Skin, Fat & Muscle, pad skin allows students to simulate superficial skin like in real-life wound stitching medical situations.

Product Information

Specifications:

- Condition: 100% Brand New.
- Easy to carry and can be used to practice everywhere.
- Perfect for practicing suture techniques and or for lab dissections
- A neat little bundle wrapped up in a case which fits perfectly in your lab coat.
- This Suture Practice Pad is intended for training demonstrational, educational purposed and Surgical Student Dissecting training only.
- It's non-sterile and are not intended for personal care, use on patients or animals.

Anatomia Simulation

Our suture pad is designed to replicate the anatomical structure of human tissue including 3 layers: skin, fat and muscle, to provide the best human tissue simulation possible.

1st Layer-Simulated Human Epidermis
Made Of High Quality Composite Material

Productive Mesh- Provide Protection,
Make Product Durable

2st Layer -Simulated Human Dermis

3st Layer- Simulated Human
Subcutaneous Tissue

